

28 February 2024
Chief Investment Office GWM
Investment Research



Women and investing

Achieving lifetime goals



Editorial

In this publication, we look at how women can build a strong investment strategy and portfolio to help them achieve their lifetime goals. In a world where gender gaps persist, women have the opportunity to at least partially offset such gaps with a sound investment approach. In addition, as women tend to live longer than men, their wealth planning needs to cater for a longer lifespan. It is therefore important to increase awareness around the impact of savings and pension gaps and look into how best to invest to aim to achieve lifetime objectives.

We start by looking at some of the challenges in terms of wealth accumulation and what this may mean in terms of the likelihood of meeting objectives, in particular retirement goals. We highlight how women need to be aware of the impact that reduced employment or career gaps may have on their financial well-being, and how for many women investing appropriately may be imperative to allow for a comfortable life and a high probability of meeting their objectives.



Marianna Mamou
Head Advice Beyond Investing
Chief Investment Office Global Wealth Management



Part 1

Wealth accumulation

Concerns and challenges

See page 4



Part 2

Investing for your goals

A portfolio for lifetime goals

See page 10

This report has been prepared by UBS Switzerland AG.
Please see the important disclaimer at the end of the document.

See references on pages 14 and 15.

Retirement goals, pension gaps and investing

■ Women ■ Men

Compared to men, women ...

...anticipate their retirement savings and income will **not sustain them for their entire lifetime**² (page 4).



Source: Alliance for Lifetime Income study, individuals aged 61 to 65

...are concerned about their ability to **maintain their lifestyle** in later life⁵ (page 4).



Source: RBC survey of high-net-worth individuals, 2023

During their working lives, women...

...are more likely to **work part time**¹⁷ (page 7).



Source: EU statistics, individuals aged 15 to 64

...hold fewer **manager-level positions** due to early "missed promotions" in their careers¹¹ (page 6).



Source: LeanIn.org and McKinsey's Women in the Workplace report

As a result, women...

...receive **26% less income** than men from the pension system in OECD countries⁵ (page 5).

Source: OECD



When investing, women ...

...spend more time **researching**, are more likely to **follow a plan**, and **less likely to try to time the market**¹ (page 11).

Source: Women and Investing, UBS, 2022.

...are less likely to **change their risk profile amid volatility**²⁶ (page 11).

Source: Are women changing the way they think about investing, 2021

...**tend to perform better** than men,¹ although only 9% believe they can outperform their male counterparts³¹ (page 11).

Source: UBS, Fidelity

...are more confident with their decisions when their investments have a **positive impact on society**¹ (page 11).

Source: Women and Investing Reimagining wealth advice, 2022, UBS

...are more focused on **risk management** than men: women use more stop losses,³⁸ trade less³⁴ and check their portfolio performance less often³⁵ (page 11).

Source: Capital.com, Vanguard, FinanceBuzz

...are extremely interested in financial products that **guarantee lifetime income**² (page 13).




Source: Alliance for Lifetime Income

Globally, there would be USD 3.22 tn...

...of **additional investment capital** if women invested at the same rate as men; and USD 1.87 tn would flow into **sustainable and impact investing**⁴⁰ (page 14).

Source: BNY, 2022





Part 1

Wealth accumulation

Concern around retirement goals and pension gaps

According to several surveys, a comfortable retirement is a key concern for women. Based on a February 2021 survey from the National Institute on Retirement Security, around 60% of women (versus 51% of men) in the US stated they were concerned that they would not be able to achieve a financially secure retirement.¹ Furthermore, a study by the Alliance for Lifetime Income showed 53% of women aged 61 to 65 anticipate their retirement savings and income will not sustain them for their entire lifetime, contrasting with 36% of men in the same age range.² Similar research from Scottish Widows highlighted that 61% of women have concerns about running out of money in retirement, compared to 52% of men.³ In Singapore, only 27% of women say they are confident about the level of

savings they will have to support them throughout the entirety of their retirement, compared to 34% of men, according to a study by Fidelity international.⁴

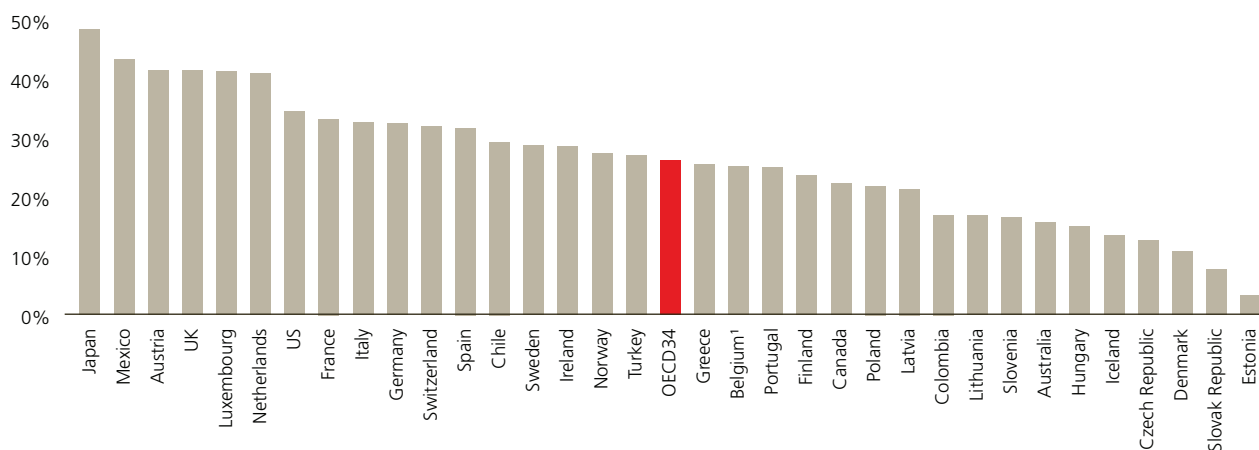
Such concerns are also relevant for women at the upper end of the wealth spectrum. A 2023 RBC survey of high-net-worth individuals highlighted that 33% of women are concerned about their ability to maintain their lifestyle in later life, compared to 21% of men. In addition, the research showed that more women than men do not know how much wealth is needed to maintain their lifestyle, further highlighting the need for financial planning advice.⁵

Such concerns are substantiated by looking at the pension gaps between men and women globally. Data from the Organisation for Economic Co-operation and Development (OECD) showed that women over the age of 65 on average receive 26% less income than men from the pension system in OECD countries.⁶ The highest pension gap is in Japan, with 47.5%, and the smallest in Estonia, with 3.3%. The gap in the UK stands at 40.5%, at 31.2% in Switzerland, and at 15.3% in Australia, according to the report.

While identifying the drivers of the pension gap is a complex undertaking, there is a direct link between earning less and therefore making smaller contributions to any pension pot. Looking at recent data from Vanguard in the US, women and men have similar participation rates in their workplace savings.⁷ As savings rates are similar, the reason for such discrepancies can be traced back to differences in income. Based on some calculations, “women would have an additional USD 1.6 million in retirement income if they invested all of the money lost to the gender wage gap,” according to research from the Center for American Progress.⁸

Gender gap in pensions in selected OECD countries, latest year available

Relative difference between men and women aged 65+ (among pension beneficiaries)



Note: The gender gap in pensions is calculated as the difference between the mean retirement income of men and women (aged 65+) over the mean retirement income of men (aged 65+), among pension beneficiaries. Calculations are based on the LIS, except for: France, Latvia and Portugal where the HFCS (Wave 3) was used; and Iceland, Sweden and Turkey where results come from the EU-SILC (published on Eurostat’s website). Data come from the latest available survey, conducted in: 2013 for Japan, Luxembourg, the Netherlands, Norway and the Slovak Republic; 2014 for Australia; 2015 for Hungary and Slovenia; and after 2015 for all the other countries. Data refer to 2017 for Iceland and 2018 for Turkey. (1) In Belgium when partner A’s pension rights are less than 25% of those of partner B, the pension of A is not paid out and B receives a family pension (calculated at 75% of wages instead of 60%).

Source: OECD calculations based on the LIS and the HFCS; Eurostat (for the EU-SILC).



A notable discrepancy in pay between men and women appears around and after childbearing years.

Wealth accumulation challenges

Research reveals certain challenges throughout women's careers that may explain part of the discrepancy in earnings. In this section, we aim to highlight some of these to understand how one's employment choices, for example working part-time or taking career breaks, may impact one's ability to achieve lifetime goals.

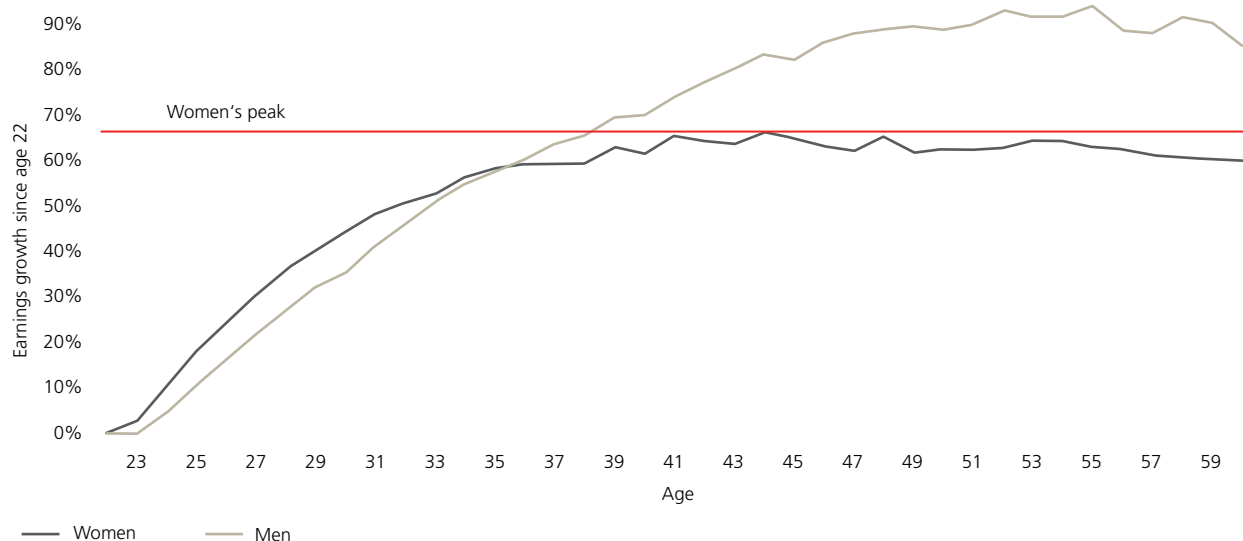
Overall, research shows the notable discrepancy in pay appears around and after childbearing years. However, it should be noted that girls in high school may already have on average lower salary expectations than boys, with a report suggesting that girls in the US expect on average to earn over 15% less.⁹ Differences in salary expectations may already affect employment choices and first salary negotiations. Furthermore, it is worthwhile noting that girls in the US carry a disproportionate amount of student debt, with the American Association of University Women (AAUW) estimating that women hold nearly 67% of all US student loan debt.¹⁰ In addition, women seem to take longer to pay back their loans, as men pay off 13% of their debt every year while women contribute 10% each year.¹⁰ Even small differences early on may mean taking longer to repay and paying more interest.

According to LeanIn.org and McKinsey's Women in the Workplace report, women find it hard to get their first promotion from an entry-level position to manager, referring to the "broken rung" phenomenon.¹¹ "According to the report, for every 100 men promoted and hired to manager, only 72 women are promoted and hired."¹¹ The report points out that the early "missed promotion" holds women back for the remainder of their careers. "As a result, men hold 62% of manager-level positions, while women hold just 38%."¹¹ Furthermore, the report highlights that women's ambitions do not change around their childbearing years and remain equally as ambitious as men.¹¹

Harvard University economics professor Claudia Goldin, who won a Nobel Prize for her research in women's labor participation, recently wrote that the gender pay gap is accentuated by many "greedy jobs" that require high commitment in terms of working hours and pay disproportionately more.¹² She highlights that once women have children, they typically devote more time to childcare and this leads the pay gap to widen.¹²

Based on the Women @ Work 2023 Deloitte report, 37% of the women surveyed said they put their partner's career first.

Earnings growth by gender



Source: Payscale Human Capital,²² 2019

The most common reason given is that their partner earns more. This could potentially create a vicious circle: Women's chances of earning more may diminish if they continue to prioritize their partners' career over their own. Interestingly, however, research showed that even when women were earning more than their partners, they also adhered to this traditional gender stereotype role, and ended up doing more housework.¹³

Globally, women spend much more time on unpaid care work than men, according to OECD data.¹⁴ Specifically in the US, women spend 37% more time on unpaid care than men.¹⁵ This unequal allocation of unpaid work constrains women's career choices, income, and professional advancement. As a result, many women feel overstretched and are more likely to take up part-time work, which leads to career stagnation and pension gaps because of smaller contributions.

EU statistics reveal a notable disparity in part-time employment between genders, with 31.3% of women aged 15 to 64 working part-time, contrasting with only 8.7% of men in the same age group.¹⁶ In Japan, which as noted previously has a high pension gap, 38.5% of women work part time vs. 14.3% of men, according to data from OECD.¹⁷

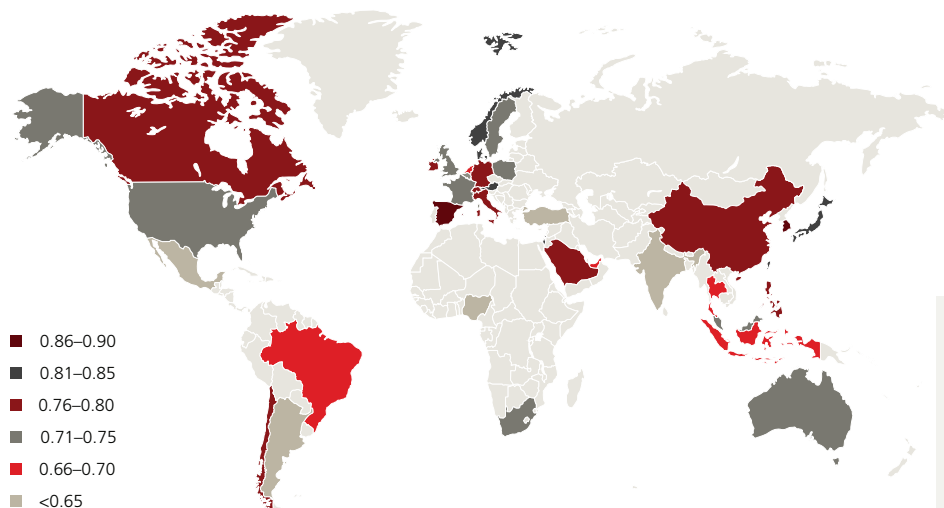
Following childbirth, "women are two-thirds less likely than men to get promoted at work while 17% of women found to have left employment completely in the five years following childbirth" according to a report published by the universities of Bristol and Essex for the Government Equalities Office.¹⁸ Based on research in Denmark by Kleven et. al., it shows the arrival of kids leads to a lasting gender pay difference of approximately 20%.¹⁹ Three factors contribute to this gap: labor force participation, hours of work, and wage rates.¹⁹ The research also highlights that post-birth, women tend to lag in the likelihood of reaching managerial positions.¹⁹

The extent of the impact of having children on the gender gap varies per country. Kleven's research in the UK, US, Austria and Germany found long-lasting "penalties" of 31% for the UK, 44% for the US, 51% for Austria and 61% in Germany.²⁰ In China, on the other hand, research has shown that women's careers recover quicker from negative effects of having children, given the support of grandmothers, who take on the primary responsibility of raising their grandkids.²¹

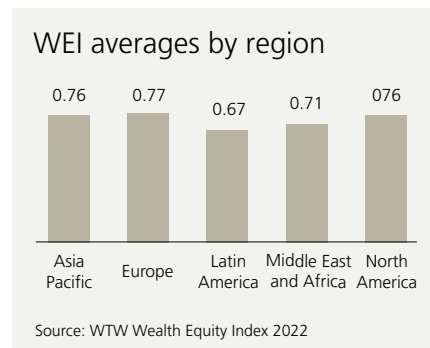
As a result of stunted career progression, the average peak of women's and men's earnings is expected to look very different. Some studies indicate women reach their peak career earnings in their early- to mid-40s (age 44), compared to 55 for men.²²

The global wealth equity distribution for 39 markets

WTW Wealth Equity Index (WEI)



Source: WTW World Equity Index,²³ 2022



Source: WTW Wealth Equity Index 2022

The 2022 WTW Wealth Equity Index showcases the gender discrepancies of accumulated wealth at retirement. The report highlights how there is a gender wealth gap globally and consistently across countries (with regional variances). Globally, “upon retirement, women are expected to accumulate 74% of the wealth that men have.” Notably, in Europe the value is 77%, in Asia Pacific 76%, in Middle East and Africa 71%, in Latin America 67%, and North America 76%.²³

On a positive note, flexibility both in terms of location and working hours has helped women stay in their roles. “One in five women say that flexibility has helped them stay in their organization or avoid reducing hours,” according to research by McKinsey.¹¹ Professor Goldin remarked that flexibility has made “greedy” jobs less “greedy,” which would decrease the income disparity and enable women to stay employed at full capacity.²⁴



61%

of women retire earlier than planned compared to 50% of men.

Early retirement and longevity

Another important consideration regarding the pension allocation and savings for retirement is that women face a higher probability of retiring early.

Based on a survey by Goldman Sachs Asset Management, 61% of women retired earlier than planned compared to 50% of men.²⁵ This would suggest that three out of five women may retire with little preparation. While the top reason for retiring early cited by men is being tired of working, women's top reason is related to health. Women are also more likely to retire earlier as an older spouse retires.²⁵

Menopause is a period in which many women are forced to reduce employment or take time off. For many women, coming back to work may prove challenging and force them into an early retirement. Based on a 2022 study by Fawcett society, in the UK one in 10 women have left a job directly due to menopause symptoms.²⁶

Furthermore, women on average live longer than men (around five years globally).²⁷ This means their wealth plans need to support them for longer. In addition, while men suffer higher rates

of cancer and heart disease, which are key factors of mortality, than women, they in turn have higher rates of chronic conditions, such as arthritis, depression, and osteoporosis and related fractures.²⁸ As a result, women need to set aside almost 20% more on average to cover their medical bills in the final years of their lives, according to HealthView Services.²⁹ In fact, even during their lifetime, women may have to spend more on health-care, making it even harder to save for lifetime goals. Based on research by Deloitte in the US, employed women between the ages 19 and 64 pay 18% more than men in annual out-of-pocket expenses.³⁰

All the factors cited above highlight the need for women to have a solid financial plan and invest appropriately to ensure a high probability of meeting all their lifetime goals.



Part 2

Investing in an effort to meet goals and narrow the gap


Gender differences in investing confidence and investment performance

Looking at these pension gaps along with the knowledge that women invest their private savings more conservatively, it is important to look into how women can be supported to act in terms of their financial planning and investments.

Women tend to be more cautious investors out of a desire to safeguard their hard-earned money, but this may result in falling short of long-term objectives. Many women may be more reluctant to take risks and therefore tend to be less confident when picking investments¹. Financial confidence is very closely

associated with risk tolerance, which in turn depends on risk perception. This highlights the importance of experience and familiarity with the topic. Men tend to be more exposed to conversations about investing, even from a young age.¹

Women are not necessarily risk averse, but they are often more calculated risk takers, according to UBS's Reimagining wealth advice publication.¹ They increase their risk tolerance when they know how a certain strategy will help them meet their goals. In addition, research has also showed that women are more



9%

Only 9% of women believe they can outperform the investments of their male counterparts.

confident when their investments have a positive impact on society.¹ Empowering women and building confidence is an important part of retirement planning support.

When women do invest, they tend to perform better than men. This should perhaps be communicated more broadly to help awareness and increase more women's confidence in investing. This is particularly relevant as a 2017 Fidelity survey showed only 9% of women believed they could outperform their male counterparts.³¹

A recent study by the Warwick Business School concluded women outperformed men at investing by 1.8% per annum.³² A study by Fidelity also found that women outperformed men by 0.4 percentage points on an annualized basis.³³ Reasons for this include that women trade less often incurring less costs. Barber and Odean found that men trade 45% more than women do.³⁴ Data from Vanguard also highlight that men trade twice as often as women do.³⁴ In addition, a survey by

FinanceBuzz revealed that 60% of men versus 41% of women check their investment portfolios once a week.³⁵ This could explain why women tend to display less of a disposition bias, i.e., the tendency to sell at lows. During major drawdown events, the data suggests that women are around 25% less likely to withdraw their investments than men.³⁶ They are also less likely to change their risk profile amid volatility and are in general more disciplined and invest in line with their goals.³⁶ Women also spend more time researching information, are more likely to follow a plan, and less likely to try to time the market.¹ They also benefit from more diversified portfolios.³⁷

Finally, an analysis of traders by Capital.com showed that "female investors use stop-losses more often than men, with 43% of female traders using a stop-loss in more than half of their trades vs. 35% of men".³⁸ This is another example of how women focus more on risk management than men.

Constructing your wealth plan

So, how can women invest to boost the probability they can comfortably meet their retirement objectives? For starters, it is important to develop a wealth strategy that is in line with one’s goals and financial situation.

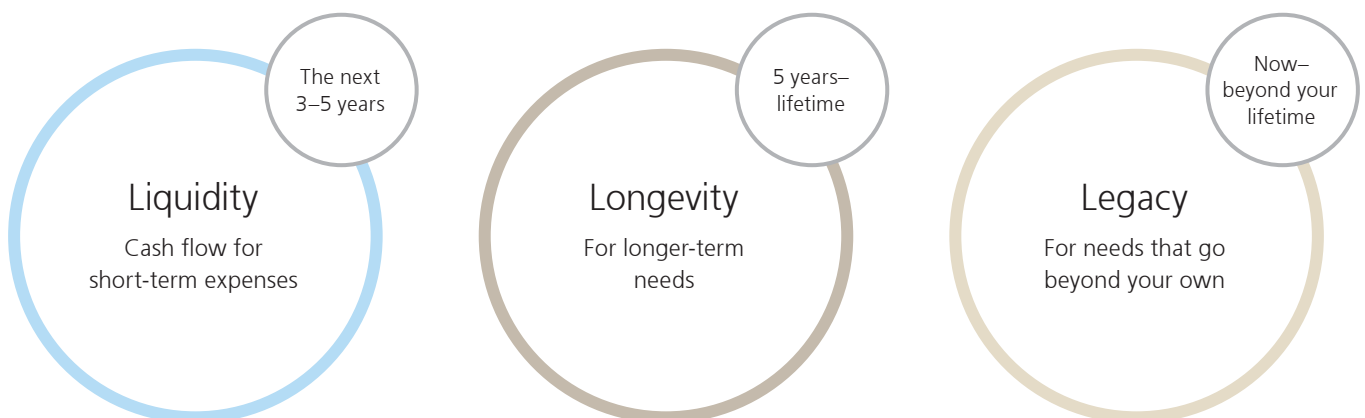
The UBS Wealth Way approach builds a plan by allocating one’s wealth into three strategies:

1. **Liquidity.** How can we help you today? A Liquidity strategy is designed to fund expenditures and meet liabilities for the next three to five years.
2. **Longevity.** How can we help you tomorrow? A Longevity strategy helps you with meeting your financial goals for the remainder of your lifetime. The exact composition of the portfolio will depend on your situation, goals, financial personality, and values.
3. **Legacy.** How can we help you help others? A Legacy strategy is for assets in excess of what you need to meet your lifetime objectives. This strategy focuses on maximizing wealth transfer over the next generations and having a positive impact on society.

When creating a long-term financial plan, one may face various uncertainties. These may include one’s goals and desired lifestyle, and how much these will cost in real terms in the future. The time horizon, in particular one’s lifespan, is another uncertainty. Finally, there is no certainty about the investment performance you can expect. However, a robust financial plan will take into consideration some of these sensitivities and will try to help investors create a plan that inspires confidence in their investment and spending decisions.

One way to make the time horizon more certain is to include some form of Longevity insurance to cover spending in these bonus years of life. For example, one may choose to plan a Longevity strategy until age 80, and then incorporate another product that ensures continued payments. Using annuitization reduces the target size of the Liquidity and Longevity portfolios. However, it comes at a cost. Annuitizing a large portion of a portfolio is generally not advisable, given the sacrifice in terms of lower returns. It’s important to strike the right balance.

Women, in particular, seem more likely to hold annuities.³⁹ “61% of women between ages 61–65 (the Peak 65 group) report that they are extremely interested in a financial product



UBS Wealth Way is an approach incorporating Liquidity, Longevity, Legacy, strategies that UBS and our Advisors can use to assist clients in exploring and pursuing their wealth management needs and goals over different time frames. This approach is not a promise or guarantee that wealth, or any financial results, can or will be achieved. All investments involve the risk of loss, including the risk of loss of the entire investment.

that guarantees lifetime income, compared to 53% of men. 48% of Peak 65 women in the survey expressed great interest in owning an annuity that guarantees steady lifetime income, compared with 37% of Peak 65 men.”²

Finally, a wealth plan can offer the ability to better understand the impact of early retirement or taking some time off work. Different scenarios can help visualize the tradeoffs and can help answer the question of whether a comfortable retirement remains affordable if one stops working early and what that would mean in terms of investment strategy.

Designing a portfolio for lifetime goals

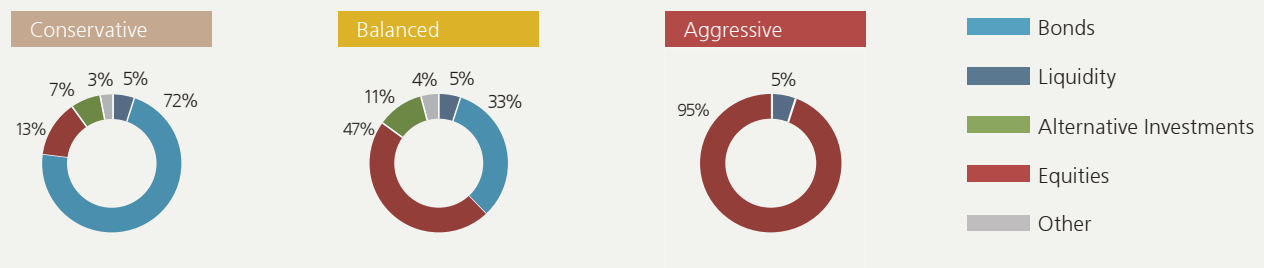
Perhaps the first question for an investor to ask is “how do I invest?”, followed by “How much risk should I take?” The answer depends on individual financial circumstances, the initial invested amount, financial goals, and expected cash flows. Investment preferences and risk tolerance also affect the optimal investment strategy.

When investing, it is important to do so in the context of a well-diversified portfolio that ensures a portfolio is made up of a diverse range of assets. This way, money is not just fanned out across lots of investment opportunities, but it also spreads and reduces risk. A well-diversified portfolio enables projection for the longer-term (for example the next 40 years) with high confidence, allowing for a robust long-term financial plan. The chosen asset allocation composition should be such that the likelihood of meeting the set objectives is high. In addition, it is important that investing is not about timing the market, but about staying invested for the long term. So, investors need to be invested in a way that feels comfortable enough to stay invested even during periods of market fluctuations. Starting early is important as assets will grow through the benefit of time and the impact of compounding. Compounding is the process whereby an investment generates earnings and these earnings also earn more over time, which leads to exponential growth. Finally, it is important to regularly rebalance the portfolio allocation so that it remains within the chosen risk/return profile.

A **well-diversified, well-managed** portfolio, **rebalanced on a regular basis** to ensure it is on track and in line with investment tolerance. Below is an example of what a Longevity portfolio could look like depending on different risk profiles:

Example of portfolio allocation

For illustrative purposes only



Strategies are subject to individual client goals, objectives and suitability.

Closing remarks

The impact of income and pension gaps and longer lifespans on women's wealth can be reduced by:

- ✓ accounting for individual circumstances in their lives, including their financial goals
- ✓ defining and recommending portfolios that maximize the likelihood of them achieving their goals
- ✓ helping women feel more confident about investing and understanding the relationship between risk and return.

Investors should make investment decisions based on their specific circumstances, e.g. goals and perceptions about investing. Increasing women's financial confidence will help women achieve their goals, and understand the rewards they may receive by taking some risks within their investment portfolios.

A 2022 study by BNY calculated that if women invested at the same rate as men, there could be more than USD 3.22 trillion of additional capital to invest globally with over USD 1.87 trillion flowing into more sustainable and impactful investing.⁴⁰

We see encouraging numbers of women wanting to take control of their finances and are more actively interested in investing. "Fidelity added 48% more new women customers in 2023 compared to 2019. Younger women lead the way, as the firm added a formidable 99% more new Gen Z women customers and 48% more new Millennial women in the same period."⁴¹

It important that we deliver appropriate advice to suit their needs, including investment advice that's personal and relevant to their objectives, and that helps them achieve their goals.

References

1. Women and Investing, Reimagining wealth advice, Marianna Mamou, 2022, Chief Investment Office GWM, UBS AG
2. Women in Their Early 60s Want Annuities More Than Men Do: Study, Michael S. Fischer, <https://www.thinkadvisor.com/2023/08/02/women-in-their-early-60s-want-annuities-study/>
3. 2022 Women and Retirement report, Scottish Widows, <https://www.scottishwidows.co.uk/about-us/media-centre/reports/women-retirement-report.html>
4. Fidelity Global Women & Money Study, 2023, <https://www.fidelity.com.sg/articles/press-releases/2023-05-09-fidelity-global-women-money-study-2023-women-singapore-worry-about-long-term-economic-prospects-1683602526681>
5. New research reveals top concerns of high-net-worth individuals in 2023, Royal Bank of Canada Website, © 2009-2024, <https://www.rbcwealthmanagement.com/en-eu/newsroom/2023-02-13/new-research-reveals-top-concerns-of-high-net-worth-individuals-in-2023>
6. OECD iLibrary, Assessing the gender gap in retirement savings arrangements, [https://www.oecd-ilibrary.org/sites/1b05af8e-en/index.html?itemId=/content/component/1b05af8e-](https://www.oecd-ilibrary.org/sites/1b05af8e-en/index.html?itemId=/content/component/1b05af8e-en#:~:text=On%20average%2C%20women%20aged%2065,on%20average%20in%20the%20OECD)
7. Comparing the saving behaviors of women and men in DC plans, Vanguard, <https://ownyourfuture.vanguard.com/content/en/learn/living-in-retirement/comparing-saving-behaviors-women-men-dc-plans.html>
8. The Economic, Educational, and Health-Related Costs of Being a Woman, americanprogress.org, <https://www.americanprogress.org/article/the-economic-educational-and-health-related-costs-of-being-a-woman/>
9. Gender Gaps in Early Wage Expectations, Andreas Leibing, Frauke Peter, Sevrin Waights, C. Katharina Spiess, IZA Institute of Labor Economics, 2022
10. Why Women Hold 2/3rd of the Nation's Student Debt, Lena Chukno, 2023, <https://www.earnest.com/blog/women-student-debt/>
11. Women in the Workplace 2023, Emily Field, Alexis Krivkovich, Sandra Kügele, Nicole Robinson, and Lareina Yee, McKinsey & Company, 2023, <https://www.mckinsey.com/featured-insights/diversity-and-inclusion/women-in-the-workplace>

12. 'Greedy work' and the gender pay gap, Karen Maley, <https://www.afr.com/companies/financial-services/greedy-work-and-the-gender-pay-gap-20231010-p5eb13>
13. When moms out-earn their husbands, they gain more housework, study says, Soo Youn, <https://www.washingtonpost.com/lifestyle/2022/05/02/housework-divide-working-parents/>
14. Gaëlle Ferrant, Luca Maria Pesando and Keiko Nowacka, Unpaid Care Work: The missing link in the analysis of gender gaps in labour outcomes, OECD Development Centre, December 2014
15. All work and no pay, The Gender Injustice of unpaid care in America, sOxfam, 2020, <https://www.oxfamamerica.org/explore/research-publications/all-work-and-no-pay/>
16. <https://dobetter.esade.edu/en/women-work-part-time>
17. OECD Data on part time employment, <https://data.oecd.org/emp/part-time-employment-rate.htm#indicator-chart>
18. Women two thirds less likely than men to get promoted at work after having children, Sarah Young, 2019, <https://www.independent.co.uk/life-style/women/women-work-career-promotion-childbirth-new-mothers-fathers-a9165926.html>
19. Kleven, Henrik, Landais, Camille, & Sogaard, Jakob Egholt, 2018. Children and Gender Inequality: Evidence from Denmark. *American Economic Journal: Applied Economics*, forthcoming.
20. Kleven, Henrik, Camille Landais, Johanna Posch, Andreas Steinhauer, and Josef Zweimüller. 2019. "Child Penalties across Countries: Evidence and Explanations." *AEA Papers and Proceedings*, 109: 122-26.
21. Lingsheng Meng, Yunbin Zhang, Ben Zou, The motherhood penalty in China: Magnitudes, trends, and the role of grandparenting, *Journal of Comparative Economics*, 2023. <https://www.sciencedirect.com/science/article/abs/pii/S0147596722000725>
22. Earnings peak at different ages for different demographic groups, Teresa Perez, 2019, <https://www.payscale.com/research-and-insights/peak-earnings/>
23. 2022 Global Gender Wealth Equity report, The role of gender in wealth equity, <https://www.wtwco.com/en-ie/insights/2022/11/2022-global-gender-wealth-equity-report#:~:text=New%20flagship%20research%20from%20WTW,to%20our%20Wealth%20Equity%20Index>
24. Claudia Goldin: 'Greedy work has been made less greedy', 2022, <https://www.ft.com/content/92be2a2d-ae3-48c5-922b-84eea37072f8>
25. Women & Retirement Security: Digesting the data, 2022, Goldman Sachs Asset Management, <https://www.gsam.com/content/gsam/global/en/market-insights/gsam-insights/2022/women-retirement/digesting-the-data.html#:~:text=Women%20Are%20More%20Likely%20to%20Retire%20Early%20and%20for%20Reasons,respondents%20retired%20when%20they%20planned>
26. Menopause and the workplace, <https://www.fawcettsociety.org.uk/menopauseandtheworkplace>
27. Why do women live longer than men?, Saloni Dattani and Lucas Rodés-Guirao, 2023, <https://ourworldindata.org/why-do-women-live-longer-than-men#:~:text=Women%20tend%20to%20live%20longer%20than%20men.,versus%2068.4%20years%20for%20men>
28. Carmel S. Health and Well-Being in Late Life: Gender Differences Worldwide. *Front Med (Lausanne)*. 2019 Oct 10;6:218. doi: 10.3389/fmed.2019.00218. PMID: 31649931; PMCID: PMC6795677.
29. Women Face 20% Higher Health-Care Costs in Retirement, Anne Tergeesen, 2016, <https://www.wsj.com/articles/women-face-20-higher-health-care-costs-in-retirement-survey-finds-1481086801>
30. Hiding in plain sight: The health care gender toll, https://www2.deloitte.com/us/en/pages/life-sciences-and-health-care/articles/womens-health-equity-disparities.html?utm_source=newsletter&utm_medium=email&utm_campaign=newsletter_axiosvitals&stream=top
31. Ninety one percent of women think men are better investors - here's why that couldn't be more wrong, Katie Brockman, The Motley Fool, <https://www.fidelity.ca/en/insights/articles/women-better-investors/>
32. Warwick Business School, Are women better investors than women investing the pursuit of wealth-life balance/men?, 2018. <https://www.wbs.ac.uk/news/are-women-better-investors-than-men>, June 2018
33. Women and Investing Study, Fidelity Investments, 2021
34. Women trade less often than men, with better results, <https://www.ft.com/content/564bc758-1f45-4937-9406-6ad2d4ee48f7>
35. Women and Investing: The surprising statistics you should know, Miranda Marquit, <https://financebuzz.com/women-and-investing-statistics> <https://financebuzz.com/women-and-investing-statistics>
36. Are women changing the way they think about investing, Nutmeg, Mann Kat, 2021. <https://www.nutmeg.com/nutmegonomics/are-women-changing-the-way-they-think-about-investing>
37. Women as the next wave of growth in US wealth management, Pooneh Baghai, Olivia Howard, Lakshmi Prakash, and Jill Zucker, 2020, McKinsey & Company
38. <https://www.reuters.com/plus/closing-the-gender-investment-gap-why-women-typically-trade-less-than-men-and-why-that-may-be-changing>
39. Agnew, Julie R., Lisa R. Anderson, Jeffrey R. Gerlach, and Lisa R. Szykman. 2008. "Who Chooses Annuities? An Experimental Investigation of the Role of Gender, Framing, and Defaults." *American Economic Review*, 98 (2): 418-22
40. The Pathway to Inclusive Investment, Why women's investment matters, 2022, BNY Mellon Investment Management. The Pathway to Inclusive Investment is based on in-depth research commissioned by BNY Mellon Investment Management and designed by BNY Mellon Investment Management and Man Bites Dog. The research was also conducted by Man Bites Dog and Coleman Parkes. Cerulli supported the research by providing retail investment market data.
41. Fidelity Investments® Study: Women Tapping Into Their Financial Superpowers to Gain Ground with Their Money, 2023, <https://newsroom.fidelity.com/pressreleases/fidelity-investments--study-women-tapping-into-their-financial-superpowers-to-gain-ground-with-thei/s/f912c67e-75e9-4398-9ea8-dd6e196005a4>

Disclaimer

UBS Chief Investment Office's ("CIO") investment views are prepared and published by the Global Wealth Management business of UBS Switzerland AG (regulated by FINMA in Switzerland) or its affiliates ("UBS"), part of UBS Group AG ("UBS Group"). UBS Group includes Credit Suisse AG, its subsidiaries, branches and affiliates. Additional disclaimer relevant to Credit Suisse Wealth Management follows at the end of this section. The investment views have been prepared in accordance with legal requirements designed to promote the **independence of investment research**.

Generic investment research – Risk information:

This publication **is for your information only** and is not intended as an offer, or a solicitation of an offer, to buy or sell any investment or other specific product. The analysis contained herein does not constitute a personal recommendation or take into account the particular investment objectives, investment strategies, financial situation and needs of any specific recipient. It is based on numerous assumptions. Different assumptions could result in materially different results. Certain services and products are subject to legal restrictions and cannot be offered worldwide on an unrestricted basis and/or may not be eligible for sale to all investors. All information and opinions expressed in this document were obtained from sources believed to be reliable and in good faith, but no representation or warranty, express or implied, is made as to its accuracy or completeness (other than disclosures relating to UBS). All information and opinions as well as any forecasts, estimates and market prices indicated are current as of the date of this report, and are subject to change without notice. Opinions expressed herein may differ or be contrary to those expressed by other business areas or divisions of UBS as a result of using different assumptions and/or criteria.

In no circumstances may this document or any of the information (including any forecast, value, index or other calculated amount ("Values")) be used for any of the following purposes (i) valuation or accounting purposes; (ii) to determine the amounts due or payable, the price or the value of any financial instrument or financial contract; or (iii) to measure the performance of any financial instrument including, without limitation, for the purpose of tracking the return or performance of any Value or of defining the asset allocation of portfolio or of computing performance fees. By receiving this document and the information you will be deemed to represent and warrant to UBS that you will not use this document or otherwise rely on any of the information for any of the above purposes. UBS and any of its directors or employees may be entitled at any time to hold long or short positions in investment instruments referred to herein, carry out transactions involving relevant investment instruments in the capacity of principal or agent, or provide any other services or have officers, who serve as directors, either to/for the issuer, the investment instrument itself or to/for any company commercially or financially affiliated to such issuers. At any time, investment decisions (including whether to buy, sell or hold securities) made by UBS and its employees may differ from or be contrary to the opinions expressed in UBS research publications. Some investments may not be readily realizable since the market in the securities is illiquid and therefore valuing the investment and identifying the risk to which you are exposed may be difficult to quantify. UBS relies on information barriers to control the flow of information contained in one or more areas within UBS, into other areas, units, divisions or affiliates of UBS. Futures and options trading is not suitable for every investor as there is a substantial risk of loss, and losses in excess of an initial investment may occur. Past performance of an investment is no guarantee for its future performance. Additional information will be made available upon request. Some investments may be subject to sudden and large falls in value and on realization you may receive back less than you invested or may be required to pay more. Changes in foreign exchange rates may have an adverse effect on the price, value or income of an investment. The analyst(s) responsible for the preparation of this report may interact with trading desk personnel, sales personnel and other constituencies for the purpose of gathering, synthesizing and interpreting market information.

Different areas, groups, and personnel within UBS Group may produce and distribute separate research products **independently of each other**. For example, research publications from **CIO** are produced by UBS Global Wealth Management. **UBS Global Research** is produced by UBS Investment Bank. **Research methodologies and rating systems of each separate research organization may differ**, for example, in terms of investment recommendations, investment horizon, model assumptions, and valuation methods. As a consequence, except for certain economic forecasts (for which UBS CIO and UBS Global Research may collaborate), investment recommendations, ratings, price targets, and valuations provided by each of the separate research organizations may be different, or inconsistent. You should refer to each relevant research product for the details as to their methodologies and rating system. Not all clients may have access to all products from every organization. Each research product is subject to the policies and procedures of the organization that produces it.

The compensation of the analyst(s) who prepared this report is determined exclusively by research management and senior management (not including investment banking). Analyst compensation is not based on investment banking, sales and trading or principal trading revenues, however, compensation may relate to the revenues of UBS Group as a whole, of which investment banking, sales and trading and principal trading are a part.

Tax treatment depends on the individual circumstances and may be subject to change in the future. UBS does not provide legal or tax advice and makes no representations as to the tax treatment of assets or the investment returns thereon both in general or with reference to specific client's circumstances and needs. We are of necessity unable to take into account the particular investment objectives, financial situation and needs of our individual clients and we would recommend that you take financial and/or tax advice as to the implications (including tax) of investing in any of the products mentioned herein.

This material may not be reproduced or copies circulated without prior authority of UBS. Unless otherwise agreed in writing UBS expressly prohibits the distribution and transfer of this material to third parties for any reason. UBS accepts no liability whatsoever for any claims or lawsuits from any third parties arising from the use or distribution of this material. This report is for distribution only under such circumstances as may be permitted by applicable law. For information on the ways in which CIO manages conflicts and maintains independence of its investment views and publication offering, and research and rating methodologies, please visit www.ubs.com/research-methodology. Additional information on the relevant authors of this publication and other CIO publication(s) referenced in this report; and copies of any past reports on this topic; are available upon request from your client advisor.

Important Information About Sustainable Investing Strategies: Sustainable investing strategies aim to consider and incorporate environmental, social and governance (ESG) factors into investment process and portfolio construction. Strategies across geographies approach ESG analysis and incorporate the findings in a variety of ways. Incorporating ESG factors or Sustainable Investing considerations may inhibit UBS's ability to participate in or to advise on certain investment opportunities that otherwise would be consistent with the Client's investment objectives. The returns on a portfolio incorporating ESG factors or Sustainable Investing considerations may be lower or higher than portfolios where ESG factors, exclusions, or other sustainability issues are not considered by UBS, and the investment opportunities available to such portfolios may differ.

External Asset Managers / External Financial Consultants: In case this research or publication is provided to an External Asset Manager or an External Financial Consultant, UBS expressly prohibits that it is redistributed by the External Asset Manager or the External Financial Consultant and is made available to their clients and/or third parties.

USA: Distributed to US persons only by UBS Financial Services Inc. or UBS Securities LLC, subsidiaries of UBS AG. UBS Switzerland AG, UBS Europe SE, UBS Bank, S.A., UBS Brasil Administradora de Valores Mobiliarios Ltda, UBS Asesores Mexico, S.A. de C.V., UBS SuMi TRUST Wealth Management Co., Ltd., UBS Wealth Management Israel Ltd and UBS Menkul Degerler AS are affiliates of UBS AG. **UBS Financial Services Inc. accepts responsibility for the content of a report prepared by a non-US affiliate when it distributes reports to US persons. All transactions by a US person in the securities mentioned in this report should be effected through a US-registered broker dealer affiliated with UBS, and not through a non-US affiliate. The contents of this report have not been and will not be approved by any securities or investment authority in the United States or elsewhere. UBS Financial Services Inc. is not acting as a municipal advisor to any municipal entity or obligated person within the meaning of Section 15B of the Securities Exchange Act (the "Municipal Advisor Rule") and the opinions or views contained herein are not intended to be, and do not constitute, advice within the meaning of the Municipal Advisor Rule.**

For country information, please visit ubs.com/cio-country-disclaimer-gr or ask your client advisor for the full disclaimer.

Additional Disclaimer relevant to Credit Suisse Wealth Management

You receive this document in your capacity as a client of Credit Suisse Wealth Management. Your personal data will be processed in accordance with the Credit Suisse privacy statement accessible at your domicile through the official Credit Suisse website <https://www.credit-suisse.com>. In order to provide you with marketing materials concerning our products and services, UBS Group AG and its subsidiaries may process your basic personal data (i.e. contact details such as name, e-mail address) until you notify us that you no longer wish to receive them. You can optout from receiving these materials at any time by informing your Relationship Manager. Except as otherwise specified herein and/or depending on the local Credit Suisse entity from which you are receiving this report, this report is distributed by Credit Suisse AG, authorised and regulated by the Swiss Financial Market Supervisory Authority (FINMA). Credit Suisse AG is a UBS Group company.

Version D/2023. CIO82652744

© UBS 2024. The key symbol and UBS are among the registered and unregistered trademarks of UBS. All rights reserved.